



Model 9100

America's Best Seller

- | |
|---------------------------|
| R-8 Insulation |
| Pinch-Resistant Panels |
| Lifetime Limited Warranty |

www.wayne-dalton.com



Model 9100 shown in Ranch design with Stockton I window inserts

Door Construction

- Embossed, high tensile steel front panels give the look of wood with the strength of steel.
- Two-coat, baked-on polyester finish is virtually maintenance-free. This finish also makes an excellent base if you repaint to match the existing exterior colors of your home.
- The foamed-in-place polyurethane insulation is chemically bonded to each steel section, creating a structure with higher strength and dent resistance.
- Heavy-gauge steel wraparound end caps trim-out door edges for better appearance, improved strength and to protect the foamed-in-place polyurethane insulation from damage.
- Integral foam-filled horizontal struts at the top and bottom of door sections add rigidity for long life and smooth operation – extra strength without extra weight.
- The polyurethane foam is CFC-11-free, so it's environmentally friendly.
- Sound-absorbing insulation makes the door operate quieter and eliminates wind-rattling.
- Hot-dipped galvanized vertical supports add strength and durability.
- Attractive, low-profile hinges provide maximum strength between sections and add stability compared with ordinary vertical hinges. Hinges are factory-installed for proper alignment and smoother door operation.
- Bulb-shaped bottom seal remains flexible even in extreme cold to help keep the bad weather outside.
- SilentGlide™ rollers with nylon tires and solid steel shafts provide years of smooth, quiet, dependable service.
- Protective polymer caps add a finishing touch to the reinforcing struts.


ONE FIRST AFTER ANOTHER.™

Model 9100 Specifications (Continued)


Design

- Steel front panels are embossed with a wood-grained texture giving the look of genuine wood.
- All panel designs available in white, taupe, almond and brown.

Colonial




Ranch



Contemporary



Sonoma



Safety & Security

- Pinch-resistant design helps push fingers out of harms way if accidentally placed near a closing door.
- TorqueMaster® counterbalance completes an integrated door system that's much cleaner and safer than other counterbalance spring systems. It mounts directly above the door and has no exposed springs, horizontal cables or pulleys.
- Tamper-resistant safety bottom brackets help avoid possible injury by preventing inadvertent loosening when the counterbalance cables are still under tension.

Warranty

Model 9100 offers a Lifetime Limited Warranty against cracking, splitting, rusting through or section deterioration. See dealer for complete warranty details.



Even More Features

Why not buy a new *idrive*® wall-mounted opener or *prodrive*™ ceiling-mounted opener to go with your new door? Only Wayne-Dalton manufactures and designs both the door and opener to work together as one complete system.

Windows

- Many decorative window inserts are available to enhance the look of your garage door, which in turn enhances the look of your home. Here are just two examples. See brochure or web site for all options.

Cathedral I



Sherwood I



Colors

White



Taupe



Almond



Brown



Gray



SEE ALL THE LOOKS AVAILABLE ON OUR DOOR SELECTION CENTER AT www.wayne-dalton.com

Energy Efficiency & Noise Control

- The core delivers R-8 insulation, more than twice as much as the same thickness of common polystyrene insulation.
- Bulb-shaped bottom seal remains flexible even in the cold to keep out bad weather.
- The foamed-in-place insulation helps block street noise from entering into living areas that adjoin the garage.



GLICK ASSOCIATES, INC.

P.O. BOX 69

SHAMOKIN DAM, PA 17876-0069

LOCAL (570) 743-7332 FAX 743-8270

1-800-262-3268