

**HOLMES**  
GARAGE DOOR COMPANY®  
*Excellence Since 1920™*

# STANDARD

## Steel



# RESIDENTIAL

## Garage Doors

Style, Selection & Craftsmanship

# SILVER SERIES




Model Shown: 52S with Crystal windows

STEEL + INSULATION




- $\frac{7}{8}$ " or  $1\frac{5}{16}$ " vinyl backed polystyrene insulation behind an exterior steel skin
- Added energy-efficiency and quiet operation
- Long-lasting nylon rollers
- Includes automatic opener reinforcement
- EZ-SET® Torsion Springs are standard on all double car doors (over 10' wide) up to 8' high
- Now available up to 12' high


## PANEL OPTIONS



Traditional Raised Panel – Model 52S



Elegant Ranch Panel – Model 54S



Traditional Raised Panel – Model 55S

## MODEL SPECS.

MODEL	PANEL STYLE	STEEL GAUGE (R-VALUE)	INSULATION THICKNESS	SECTION WARRANTY
52S	Traditional Raised	25 (4.4 R)	$\frac{7}{8}$ "	15-Year Limited
54S	Elegant Ranch	25 (4.4 R)	$\frac{7}{8}$ "	15-Year Limited
55S	Traditional Raised	25 (6.3 R)	$1\frac{5}{16}$ "	15-Year Limited

## COLOR OPTIONS



White



Almond



Sandtone



Brown

Due to printing process, colors may vary.