

Smooth-Star® Fiberglass Entry Door Systems

- The Look of smooth painted wood doors, without the drawbacks
- Durable fiberglass that won't dent, crack or split, better than steel
- Polyurethane foam coare that insulates five times better than wood
- A complete entry door system designed and engineered by Therma-Tru
- Backed by a limited lifetime warranty



Clear Glass Doors & Sidelites



S236



S256



S770



S601



S100SL



S210SL

Divided Lite Doors & Sidelites (*GBG available in white, almond & Bronze)




*S6042-GBG
S6041CLEAR



*S752GBG
S708CLEAR



*S262-GBG
S206CLEAR



*S108-GBG
S118CLEAR



*S1406GBG



*S308SL
GBG



*S263SL
GBG



*S198SL
GBG



*S1405SL
GBG

Solid Panel Doors



S210



S200



S220



S600

Frosted Images Glass



S6043



S289E



S138SL



S289ESL

Smooth-Star[®] Fiberglass Entry Door Systems

Door Selections (If applicable – side, rear, garage or basement door from house to exterior)



S200



S220



S600



S210



*S262-GBG



*S1408-GBG

(*GBG available in white, almond & Bronze)

Door Selections (If applicable – door from house to garage)

(A 20 minute rating combined with the durability and beauty of the Smooth-Star fiberglass door)



SSF200




SSF220



SSF160



Door Selection (If applicable) with optional Bilco[®] unit



TS100

- A 20 minute rated, 25 gauge primed steel door
- Solid polyurethane core insulation
- Backed by a 5-year limited warranty



Smooth-Star[®] Doors

Optional Entry Door Systems

CAMING OPTIONS: A – Brass / C – Brushed Nickel / D – Black Nickel



S1646-D / S1646SL-D



S1651-D / S1651SL-D



Kensington Glass

S6056 / S160SL
C or D Caming



Saratoga Glass

S291 / S291SL
C & D Caming



Saratoga Glass

S154 / S154SL
C or D Caming



Avonlea Glass

S991-D / S976SL-D



Wellesley Glass

S155 / S155SL
A, C or D Caming



S292 / S292SL
A, C or D Caming



Salinas Glass

S6009W / S6009SLW



Sedona Glass

S294 / S294SL
C or D Caming



Crystalline Glass

S930 / S930SL
C or D Caming



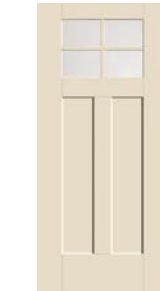
Maple Park Glass

S6103 / S6102SL
C or D Caming



Simulated Divided Lite
Privacy Glass, Flush-Glazed

S1205X-SDLF1



S4814X-SDLF1



S5720X-SDLF2

PRIVACY GLASS OPTIONS: XE-Satin Etch / XJ-Chinchilla / XC-Chord / XR-Rainglass / XN-Granite



Divided Lites, Clear Glass

S608-SDL / S607SL-SDL



S2102GBG / S825L-GBG

(GBG available in white, Almond or Bronze)



Fiber-Classic[®] Oak Collection

Optional Entry Door Systems

CAMING OPTIONS: A – Brass / C – Brushed Nickel / D – Black Nickel



FC792-D / FC764SL-D



Blackstone Glass

FC129 / FC109SL
C or D Caming



Crystalline Glass

FC45 / FC46SL
C or D Caming



Concorde Glass

FC917 / FC911SL
A, C or D Caming



Frosted Images Glass

FC791 / FC111SL



Axis Glass

FC1647-D / FC1646SL-D



Salinas Glass

FC113W / FC113SLW



Kensington Glass

FC152 / FC149SL
C or D Caming



Maple Park Glass

FC902 / FC902SL
C or D Caming



Sedona Glass

FC131 / FC131SL
C or D Caming



Saratoga Glass

FC908 / FC906SL
C or D Caming



Wellesley Glass

FC125 / FC104SL
A, C or D Caming



Simulated Divided Lites
Clear Glass

FC92-SDL / FC92SL-SDL



Solid Panels

FC60



FC808



Clear Glass

FC708 / FC48SL



FC23
Fixed Grilles



FC61

Fiber-Classic[®]

- The look of real wood – ready to paint or stain
- Durable fiberglass that won't dent, crack or split
- Polyurethane foam core that insulates five times better than wood
- Backed by a limited lifetime warranty

